

PedSys Series Work Bench- Product Details and Ordering Instructions

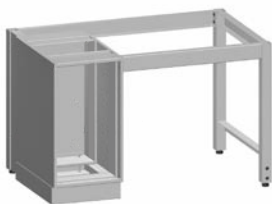
Our PedSys Series is a pedestal-based work bench system that is specified using a combination of item numbers. This combination tells us exactly how you want your work bench sized and configured.

General Information

- Work bench storage packages provides a total of 24" of vertical drawer space.
- Interior drawer dimensions are 12" wide x 18" deep
- Assembly required.
- Work bench shell and worksurface dimensions must match.
- Configurations with left **AND** right storage available in 60" and 72" widths sizes **ONLY**.
- For Configurations with left **AND** right storage, choose **TWO (2)** storage packages.
- A maximum of (3) three shelves (fixed or pull-out) can be installed in cabinets.
- PedSys work bench heights are fixed at 30" or 36" high.
- Questions? Call 800.318.2770 or email sales@pbasics.com.

ORDER YOUR PEDESTAL WORKSTATION

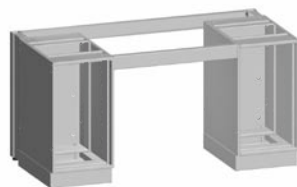
Step 1. Choose your pedestal workstation shell.



	30" HIGH		36" HIGH	
	30" DEEP	36" DEEP	30" DEEP	36" DEEP
48" WIDE	7000	7010	7020	7030
60" WIDE	7001	7011	7021	7031
72" WIDE	7002	7012	7022	7032



	30" HIGH		36" HIGH	
	30" DEEP	36" DEEP	30" DEEP	36" DEEP
48" WIDE	7200	7210	7220	7230
60" WIDE	7201	7211	7221	7231
72" WIDE	7202	7212	7222	7232



	30" HIGH		36" HIGH	
	30" DEEP	36" DEEP	30" DEEP	36" DEEP
60" WIDE	7301	7311	7321	7331
72" WIDE	7302	7312	7322	7332

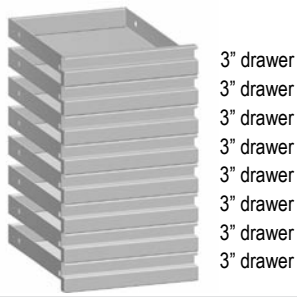
Step 2. Choose your worksurface material and size.

	48" WIDE	60" WIDE	72" WIDE	48" WIDE	60" WIDE	72" WIDE
	30" DEEP			36" DEEP		
Standard Laminate	8050	8053	8056	8085	8086	8087
ESD Laminate	8068	8071	8074	8090	8091	8092
Bullnose Laminate	7966	7967	7968	7971	7972	7973
Bullnose Laminate, ESD	7986	7987	7988	7991	7992	7993
Maple/Butcher Block	8040	8041	8042	8043	8044	8045
Stainless Steel, T-Mold Edge	7906	7907	7908	7911	7912	7913
Stainless Steel, Wrap	7936	7937	7938	7941	7942	7943
Phenolic Resin, Black	8000	8002	8003	8006	8004	8005

Step 3. Choose a storage package from page 2.


For configurations with left and right storage, choose **(2) TWO** storage packages.

PEDSYS SERIES STORAGE PACKAGES




3" drawer
3" drawer
3" drawer
3" drawer
3" drawer
3" drawer
3" drawer
3" drawer
3" drawer

7400



3" drawer
3" drawer
3" drawer
3" drawer
3" drawer
3" drawer
3" drawer
6" drawer

7401




3" drawer
3" drawer
3" drawer
3" drawer
6" drawer
6" drawer

7402




3" drawer
3" drawer
6" drawer
6" drawer
6" drawer
6" drawer

7403



3" drawer
3" drawer
3" drawer
3" drawer
12" drawer

7404



3" drawer
3" drawer
6" drawer
12" drawer

7405



6" drawer
6" drawer
6" drawer
6" drawer

7406




6" drawer
6" drawer
12" drawer

7407



12" drawer
12" drawer

7408



24" cabinet

LEFT HINGE

7450



3" drawer
3" drawer
18" cabinet

LEFT HINGE

7451



6" drawer
18" cabinet

LEFT HINGE

7452



24" cabinet

RIGHT HINGE

7453



3" drawer
3" drawer
18" cabinet

RIGHT HINGE

7454



6" drawer
18" cabinet

RIGHT HINGE

7455

EXAMPLE-PEDSYS SERIES WORK BENCH

1- 30”D x 60”W x 30”H, left side storage



2- 36”D x 72”W x 30”H, left/right storage




	Configuration 1 Item Numbers	Qty	Color		Configuration 2 Item Numbers	Qty	Color
Step 1: Workstation Shell	7001	1	Almond	Step 1: Workstation Shell	7312	1	Blue
Step 2: Worksurface	8002	1	Black	Step 2: Worksurface	8045	1	Maple
Step 3: Storage	7405	1	Almond	Step 3: Storage Left Side	7451	1	Blue
				Storage Right Side	7402	1	Blue

ORDERING WORKSHEET Left or right side storage.



	Item Number	Qty	Color
Step 1: Workstation Shell			
Step 2: Worksurface			
Step 3: Storage			

Storage on both sides.



	Item Number	Qty	Color
Step 1: Workstation Shell			
Step 2: Worksurface			
Step 3: Storage Left Side			
Storage Right Side			